Portfolio Summary
Tehama County
Portfolio: COMBINED
Reporting Date: (FY2027)
09/01/2026 - 09/30/2026
Full Accrual Basis

Par Value

Total Par Value	**$306,841,998.73**

Book Value

Total Book Value	**$304,724,059.63**

Market Value

Total Market Value	**$301,302,829.81**

Period Earnings Summary (30 Days)

Net Period Earnings	$1,022,026.58
Last FY Period Net Earnings	$927,060.04
Avg Daily Book Balance	$307,473,952.14
Net Effective Annual Return	**4.120%**

Fiscal YTD Summary (92 Days)

Net Period Earnings	$3,269,590.43
Last FY Period Net Earnings	$2,902,069.81
Avg Daily Book Balance	$322,988,214.26
Net Effective Annual Return	**4.077%**

Period Transactions (Par)

Redemptions	7	$5,268,896
Purchases	7	$22,655,000
Total Activity	**14**	**$27,923,896**

Fiscal YTD Transactions (Par)

Redemptions	22	$24,941,854
Purchases	10	$49,380,000
Total Activity	**32**	**$74,321,854**

Portfolio Certification

I certify that this report and the corresponding pages attached accurately reflect all portfolio combined investments and conforms with all California state statutes and the Tehama County investment policy most recently approved by the Tehama County Board of Supervisors. The investment program herein shown provides sufficient cash flow liquidity to meet the next six month's obligations.

Parker R. Hunt
Parker Hunt

County Treasurer
Title

09/30/2026
Date

Portfolio Investments

	Par Value	Book Value	Market Value	Book Value % of Port	Book Yield	Book Yield Contribution	Days to Maturity
Cash / Money Market	$8,712,415.07	$8,712,415.07	$8,712,415.07	2.86%	3.73%	0.11%	1
Local Govt Inv Pools (LGIP)	$21,260,885.30	$21,260,885.30	$21,260,885.30	6.98%	3.87%	0.27%	1
Negotiable CDs	$24,265,000.00	$24,265,000.00	$24,220,621.58	7.96%	4.27%	0.34%	599
U.S. Treasuries	$112,500,000.00	$111,013,085.43	$109,508,160.00	36.43%	3.98%	1.45%	645
U.S. Agencies	$45,500,000.00	$45,298,073.42	$44,627,405.00	14.87%	4.22%	0.63%	923
Corporates	$48,678,000.00	$48,445,201.13	$47,776,278.49	15.90%	4.35%	0.69%	730
Municipals	$24,000,000.00	$24,000,000.00	$24,000,000.00	7.88%	4.00%	0.32%	272
Commercial MBS	$15,089,277.27	$14,880,940.21	$14,397,457.30	4.88%	4.47%	0.22%	1,503
Asset-Backed Securities	$6,836,421.09	$6,848,459.06	$6,799,607.07	2.25%	4.61%	0.10%	1,160
Total	**$306,841,998.73**	**$304,724,059.63**	**$301,302,829.81**	**100.00%**		**4.12%**	**657**

Portfolio Summary
Tehama County
Portfolio: COMBINED
Reporting Date: 09/30/2026
Last Pricing Date: 09/30/2026

Total Cash & Investments

Par Value

Total Par Value	$306,841,998.73

Book Value

Total Book Value	$304,724,059.63

Market Value

Total Market Value	$301,302,829.81

Gain/Loss Est.	($3,421,229.82)

Portfolio Characteristics

Portfolio Book Yield	4.12%	Weighted Avg Coupon	3.61%
Portfolio Market Yield	4.67%	Composite Rating	AA1/A-1+
Effective Duration	1.57	Number of Securities Held	224
Weighted Avg Maturity (Yrs)/WAL	1.80	Median Security Size Held	$488,500.00
Weighted Avg Maturity (Days)	657	Net Asset Value (NAV)	$0.98877

Maturity Distribution

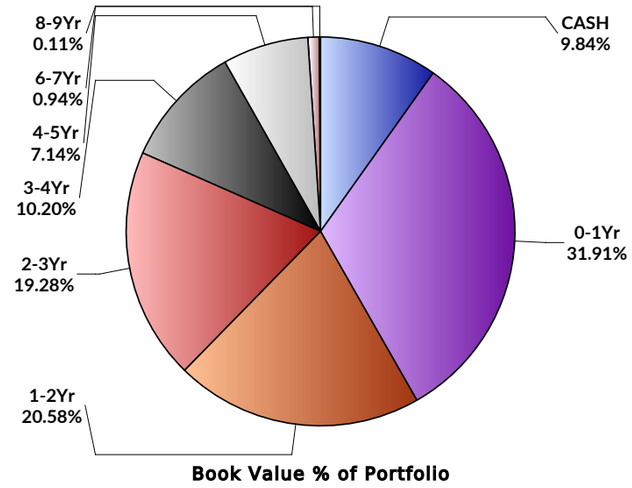

Issuer Holdings - Top 10

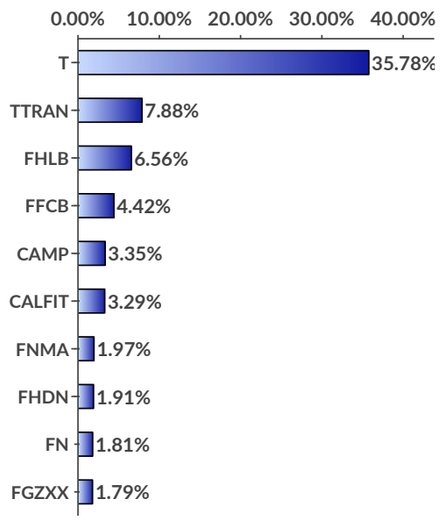

Callable Breakdown

	Call Options	Refunding Options
Onetime (1x)	1.31%	0.00%
Monthly (Dm)	0.00%	0.00%
Quarterly (Dq)	0.00%	0.00%
Semi-Annual (Ds)	0.00%	0.00%
Annual (Da)	1.97%	0.00%
Anytime (Cc)	0.49%	9.00%
Total	3.77%	9.00%

Sector Breakdown

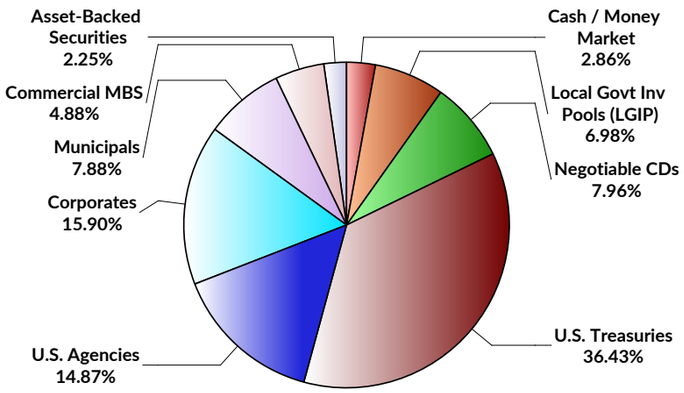

Asset Maturities by Month

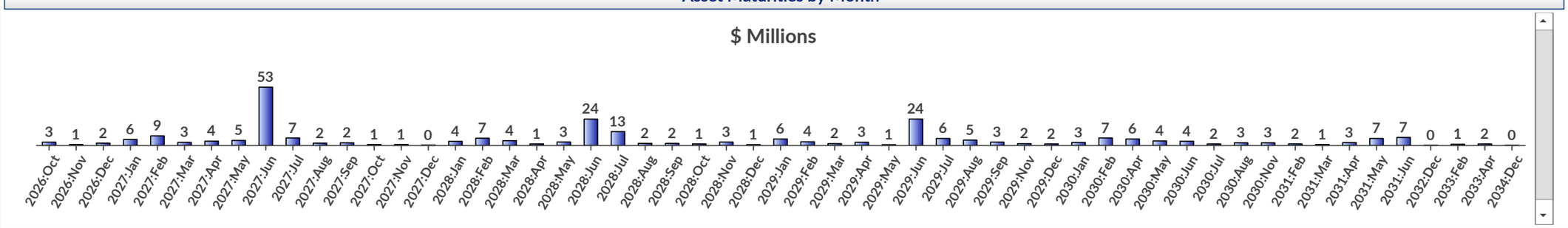

Cash By Structure Report
Tehama County

Accounting ID	Ticker	Pool Description	Type	Par Value	Book Value	Market Value	Rate	% of Portfolio
001	FGZXX	First Am Gov - Sweep	Cash/Money Market	4,316,513.81	4,316,513.81	4,316,513.81	3.719	1.42%
003	USBKC	US Bank 110% Collateralized Account	Cash/Money Market	1,048,362.95	1,048,362.95	1,048,362.95	3.730	0.34%
007	FGZXX	First Am Gov - Sweep	Cash/Money Market	1,131,394.76	1,131,394.76	1,131,394.76	3.719	0.37%
008	COLB	Columbia Bank - Money Market	Cash/Money Market	2,216,143.55	2,216,143.55	2,216,143.55	3.770	0.73%
		Cash/Money Market		8,712,415.07	8,712,415.07	8,712,415.07		2.86%
004	CAMP	California Asset Management Program	LGIP	10,206,718.42	10,206,718.42	10,206,718.42	3.870	3.35%
005	CTRUST	Cal Trust	LGIP	1,021,369.10	1,021,369.10	1,021,369.10	3.960	0.34%
006	CALFIT	California Fixed Income Trust	LGIP	10,032,797.78	10,032,797.78	10,032,797.78	3.860	3.29%
		LGIP		21,260,885.30	21,260,885.30	21,260,885.30		6.98%
		Cash Holdings		29,973,300.37	29,973,300.37	29,973,300.37		9.84%

Bond Holdings By Sector Report
Tehama County

Accounting ID	CUSIP	Ticker	Coupon	Maturity Date	Short Description	Trade Date	Settlement Date	Par Value	Book Value	Market Value	Gain/Loss	Book Yield	Effective Duration	Days to Maturity	(%) of Portfolio	Moodys Rating	S&P Rating	Fitch Rating
10098	07371CE88	BSVBK	1.900	02/17/2027	Beal Bank USA	02/10/2022	02/23/2022	247,000.00	247,000.00	244,833.81	(2,166.19)	1.900	0.38	139	0.08%			
10099	07371AYE7	BEALBK	1.900	02/17/2027	XD Bank	02/10/2022	02/23/2022	247,000.00	247,000.00	244,833.81	(2,166.19)	1.900	0.38	139	0.08%			
10100	27004PCM3	EAGSBK	2.000	03/02/2027	Eaglemark Savings Bank	02/24/2022	03/02/2022	247,000.00	247,000.00	244,712.78	(2,287.22)	2.000	0.41	152	0.08%			
10101	64034KBB6	NELNTB	1.950	03/02/2027	Nelnet Bank	02/24/2022	03/02/2022	247,000.00	247,000.00	244,660.91	(2,339.09)	1.950	0.41	152	0.08%			
10102	538036VQ4	LIVOAK	2.100	03/15/2027	Live Oak Banking Company	02/24/2022	03/15/2022	249,000.00	249,000.00	246,624.54	(2,375.46)	2.100	0.44	165	0.08%			
10103	14042TEP8	COF	2.000	03/16/2027	Capital One	03/07/2022	03/16/2022	247,000.00	247,000.00	244,492.95	(2,507.05)	2.000	0.45	166	0.08%			
10104	38149M4T7	GS	2.650	04/13/2027	Goldman Sachs	04/06/2022	04/13/2022	245,000.00	245,000.00	242,875.85	(2,124.15)	2.650	0.52	194	0.08%			
10105	14042RQU8	COF	2.900	04/27/2027	Capital One	04/21/2022	04/27/2022	245,000.00	245,000.00	243,030.20	(1,969.80)	2.900	0.55	208	0.08%			
10254	02589ACQ3	AXP	3.150	05/11/2027	American Express Bank, FSB	05/09/2022	05/11/2022	245,000.00	245,000.00	243,194.35	(1,805.65)	3.150	0.59	222	0.08%			
10262	254673D94	DFS	3.200	05/19/2027	Discover Bank	05/11/2022	05/19/2022	246,000.00	246,000.00	244,199.28	(1,800.72)	3.200	0.61	230	0.08%			
10263	61690UJ68	MS	3.250	05/19/2027	Morgan Stanley	05/11/2022	05/19/2022	246,000.00	246,000.00	244,250.94	(1,749.06)	3.250	0.61	230	0.08%	P-1	A-1	F1+
10255	20825WAX8	CNXCRE	3.100	05/26/2027	Connexus Credit Union	05/11/2022	05/26/2022	249,000.00	249,000.00	247,032.90	(1,967.10)	3.100	0.63	237	0.08%			
10259	50625LBN2	LAFFED	3.250	06/15/2027	Lafayette FCU	06/02/2022	06/15/2022	249,000.00	249,000.00	247,045.35	(1,954.65)	3.250	0.68	257	0.08%			
10261	88413QDL9	THFDSL	3.500	06/28/2027	Third Federal S&L	06/21/2022	06/28/2022	245,000.00	245,000.00	243,311.95	(1,688.05)	3.500	0.72	270	0.08%			
10278	732329BA4	PCEFED	3.400	09/14/2027	Ponce Bank	08/24/2022	09/14/2022	249,000.00	249,000.00	246,539.88	(2,460.12)	3.400	0.92	348	0.08%			
10279	19075JAB4	COBTCU	3.600	09/15/2027	Cobalt Credit Union	09/01/2022	09/15/2022	249,000.00	249,000.00	246,998.04	(2,001.96)	3.600	0.92	349	0.08%			
10284	052392BT3	AUSFCU	3.800	09/21/2027	Austin Telco FCU	09/12/2022	09/21/2022	249,000.00	249,000.00	247,426.32	(1,573.68)	3.800	0.93	355	0.08%			
10281	472207AE9	JEDARC	3.800	09/30/2027	Jeanne D'Arc CU	09/14/2022	09/30/2022	249,000.00	249,000.00	247,371.54	(1,628.46)	3.800	0.96	364	0.08%			
10282	740367QF7	PFBC	4.000	09/30/2027	Preferred Bank	09/19/2022	09/30/2022	249,000.00	249,000.00	247,857.09	(1,142.91)	4.000	0.96	364	0.08%			
10283	92891CCP5	VYSTAR	4.450	09/30/2027	Vystar Credit Union	09/22/2022	09/30/2022	249,000.00	249,000.00	248,952.69	(47.31)	4.450	0.95	364	0.08%			
10291	87164XS49	SYF	4.400	10/14/2027	Synchrony Bank	10/11/2022	10/14/2022	244,000.00	244,000.00	243,699.88	(300.12)	4.400	0.98	378	0.08%			
10292	67054NBE2	NUMRCA	4.850	12/29/2027	Numerica CU	12/12/2022	12/29/2022	248,000.00	248,000.00	248,858.08	858.08	4.850	1.18	454	0.08%			
10293	01882MAA0	ALLANT	4.850	12/30/2027	Alliant Credit Union	12/22/2022	12/30/2022	248,000.00	248,000.00	248,858.08	858.08	4.850	1.19	455	0.08%			
10295	530520AD7	LIBFIR	4.350	01/27/2028	Liberty First Credit Union	01/12/2023	01/27/2023	249,000.00	249,000.00	248,245.53	(754.47)	4.350	1.26	483	0.08%			
10302	82671DAB3	SIGFED	4.400	01/31/2028	Signature FCU	01/17/2023	01/31/2023	249,000.00	249,000.00	248,362.56	(637.44)	4.400	1.27	487	0.08%			
10303	79772FAG1	SFFCRU	4.350	02/03/2028	San Francisco CU	01/24/2023	02/03/2023	249,000.00	249,000.00	248,188.26	(811.74)	4.350	1.28	490	0.08%			
10315	062119BM3	FBFCEN	4.500	03/28/2028	Bank Five Nine	03/21/2023	03/28/2023	249,000.00	249,000.00	248,434.77	(565.23)	4.500	1.41	544	0.08%			
10316	145150CN6	CARCNY	4.500	03/30/2028	Carroll County Trust Co	03/21/2023	03/30/2023	249,000.00	249,000.00	248,454.69	(545.31)	4.500	1.42	546	0.08%			
10317	02616ABW8	AMEFIR	4.900	03/30/2028	American First CU	03/21/2023	03/30/2023	248,000.00	248,000.00	248,892.80	892.80	4.900	1.42	546	0.08%			
10318	32114VCJ4	FNBMIC	4.250	04/04/2028	First National Banc	03/21/2023	04/04/2023	249,000.00	249,000.00	247,496.04	(1,503.96)	4.250	1.43	551	0.08%			
10320	37892MAC8	GLBFCU	4.600	04/17/2028	Global Federal CU	04/06/2023	04/17/2023	249,000.00	249,000.00	248,738.55	(261.45)	4.600	1.46	564	0.08%			
10322	91527PCA3	UNIBKT	4.400	05/16/2028	Univest B&T	05/10/2023	05/16/2023	249,000.00	249,000.00	247,799.82	(1,200.18)	4.400	1.54	593	0.08%			
10323	05600XQE3	BMO	4.500	05/16/2028	BMO Harris Bank NA	05/10/2023	05/16/2023	244,000.00	244,000.00	243,077.68	(922.32)	4.500	1.53	593	0.08%			
10324	12547CBJ6	CM	4.350	05/16/2028	CIBC Bank USA	05/10/2023	05/16/2023	244,000.00	244,000.00	242,514.04	(1,485.96)	4.350	1.53	593	0.08%			
10328	25844MAW8	DORTFI	4.350	05/24/2028	Dort Financial	05/17/2023	05/24/2023	247,000.00	247,000.00	245,530.35	(1,469.65)	4.350	1.55	601	0.08%			
10329	843383CT5	SMBC	4.250	05/30/2028	Southern Bank	05/17/2023	05/30/2023	249,000.00	249,000.00	250,354.56	1,354.56	4.250	1.58	607	0.08%			
10330	81501JAE2	SSBBMN	4.300	05/31/2028	SEC State Bank	05/17/2023	05/31/2023	249,000.00	249,000.00	250,322.19	1,322.19	4.300	1.58	608	0.08%			
10331	06425KCT4	BKPERR	4.250	05/31/2028	Bank of Perry County	05/17/2023	05/31/2023	249,000.00	249,000.00	250,324.68	1,324.68	4.250	1.58	608	0.08%			
10335	32112UEK3	FNBKTX	4.400	06/05/2028	First Nat'l Bank of McGregor	05/22/2023	06/05/2023	249,000.00	249,000.00	250,299.78	1,299.78	4.400	1.59	613	0.08%			
10337	917352AH9	UTAHCO	4.500	06/07/2028	Utah Community FCU	05/25/2023	06/07/2023	249,000.00	249,000.00	250,289.82	1,289.82	4.500	1.59	615	0.08%			
10338	23204HPB8	NCBKPA	4.500	06/14/2028	Customers Bank	06/01/2023	06/14/2023	244,000.00	244,000.00	242,948.36	(1,051.64)	4.500	1.60	622	0.08%			
10356	724468AF0	PITBOW	4.400	06/14/2028	Pitney Bowes Bank	06/12/2023	06/14/2023	244,000.00	244,000.00	242,555.52	(1,444.48)	4.400	1.61	622	0.08%			
10342	501798UB6	MILEBK	4.400	06/15/2028	Milestone Bank	06/07/2023	06/15/2023	244,000.00	244,000.00	242,548.20	(1,451.80)	4.400	1.61	623	0.08%			
10340	88553LAP4	THRDBK	4.400	06/16/2028	Thread Bank	06/07/2023	06/16/2023	249,000.00	249,000.00	250,663.32	1,663.32	4.400	1.62	624	0.08%			
10344	51828MAF1	LATCCU	4.500	06/20/2028	Latino Community CU	06/09/2023	06/20/2023	249,000.00	249,000.00	250,797.78	1,797.78	4.500	1.63	628	0.08%			
10341	15523RDT0	CENSTB	4.400	06/21/2028	Central State Bank Iowa	06/07/2023	06/21/2023	249,000.00	249,000.00	247,371.54	(1,628.46)	4.400	1.63	629	0.08%			
10343	438649AH8	HONOFD	4.500	06/22/2028	Honolulu Fire Dept CU	06/16/2023	06/22/2023	248,000.00	248,000.00	249,547.52	1,547.52	4.500	1.63	630	0.08%			
10346	313812EG0	FEDLSB	4.500	06/28/2028	Federal Savings Bank	06/20/2023	06/28/2023	249,000.00	249,000.00	250,653.36	1,653.36	4.500	1.65	636	0.08%			
10345	910286GN7	FFED	4.500	06/29/2028	United Fidelity Bank	06/13/2023	06/29/2023	249,000.00	249,000.00	250,481.55	1,481.55	4.500	1.65	637	0.08%			
10347	30781JBC3	FMBCKS	4.350	06/30/2028	Farmers & Merchants Bank	06/20/2023	06/30/2023	249,000.00	249,000.00	249,679.77	679.77	4.350	1.66	638	0.08%			
10348	31911KAK4	FNBELK	4.400	06/30/2028	First Bank Elk River	06/20/2023	06/30/2023	249,000.00	249,000.00	250,098.09	1,098.09	4.400	1.66	638	0.08%			
10349	227563DC4	CRORVR	4.500	06/30/2028	Cross River Bank	06/21/2023	06/30/2023	244,000.00	244,000.00	245,249.28	1,249.28	4.500	1.65	638	0.08%			
10350	85231WAW1	STLBMO	4.450	06/30/2028	St. Louis Bank	06/22/2023	06/30/2023	249,000.00	249,000.00	251,024.37	2,024.37	4.450	1.66	638	0.08%			
10351	91139LAK2	UNIRSB	4.500	06/30/2028	United Roosevelt Savings	06/22/2023	06/30/2023	249,000.00	249,000.00	250,897.38	1,897.38	4.500	1.66	638	0.08%			
10352	176688DD8	CITIZS	4.350	06/30/2028	Citizens State Bank	06/22/2023	06/30/2023	249,000.00	249,000.00	250,815.21	1,815.21	4.350	1.66	638	0.08%			
10355	91739JAA3	UTHFCU	4.750	07/14/2028	Utah First FCU	06/29/2023	07/14/2023	248,000.00	248,000.00	250,385.76	2,385.76	4.750	1.68	652	0.08%			
10363	939694AC9	WASHSA	4.450	07/14/2028	Washington Savings Bank	07/12/2023	07/14/2023	244,000.00	244,000.00	245,978.84	1,978.84	4.450	1.69	652	0.08%			

Accounting ID	CUSIP	Ticker	Coupon	Maturity Date	Short Description	Trade Date	Settlement Date	Par Value	Book Value	Market Value	Gain/Loss	Book Yield	Effective Duration	Days to Maturity	(%) of Portfolio	Moodys Rating	S&P Rating	Fitch Rating
10366	20033A3X2	ADS	4.450	07/14/2028	Comenity Capital Bank	07/12/2023	07/14/2023	249,000.00	249,000.00	251,186.22	2,186.22	4.450	1.69	652	0.08%			
10368	28778MAC6	ELKVBK	4.350	07/18/2028	Elkhorn Valley Bank	07/13/2023	07/18/2023	244,000.00	244,000.00	245,356.64	1,356.64	4.350	1.70	656	0.08%			
10364	70086VAU5	PSTBKD	4.450	07/19/2028	Park St Bank	07/12/2023	07/19/2023	249,000.00	249,000.00	250,302.27	1,302.27	4.450	1.70	657	0.08%			
10365	05765LBU0	BTHLAS	4.400	07/19/2028	Balboa Thrift & Loan	07/12/2023	07/19/2023	249,000.00	249,000.00	250,952.16	1,952.16	4.400	1.70	657	0.08%			
10358	560507AQ8	MNESVG	4.800	07/21/2028	Maine Savings FCU	07/06/2023	07/21/2023	248,000.00	248,000.00	248,096.72	96.72	4.800	1.69	659	0.08%			
10362	32110YC45	FNAMER	4.500	07/21/2028	First National Bank	07/12/2023	07/21/2023	249,000.00	249,000.00	251,161.32	2,161.32	4.500	1.71	659	0.08%			
10359	89854LAD5	TTCUFC	5.000	07/26/2028	TTCU Federal CU	07/06/2023	07/26/2023	248,000.00	248,000.00	248,939.92	939.92	5.000	1.71	664	0.08%			
10360	64017ABA1	NEIFCU	5.000	07/26/2028	Neighbors FCU	07/07/2023	07/26/2023	248,000.00	248,000.00	248,939.92	939.92	5.000	1.71	664	0.08%			
10361	24951TAZ8	DEPTCM	5.000	07/26/2028	Dept of Commerce	07/11/2023	07/26/2023	248,000.00	248,000.00	248,939.92	939.92	5.000	1.71	664	0.08%			
10370	80832MAA5	SCHSAV	4.350	07/27/2028	Schuyler Savings Bank	07/19/2023	07/27/2023	244,000.00	244,000.00	242,035.80	(1,964.20)	4.350	1.72	665	0.08%			
10369	68283MAP1	ONPFCU	4.850	07/31/2028	OnPath FCU	07/19/2023	07/31/2023	248,000.00	248,000.00	248,300.08	300.08	4.850	1.71	669	0.08%			
10371	320437AD8	FIGTYB	4.500	08/04/2028	First Guaranty Bank	07/27/2023	08/04/2023	249,000.00	249,000.00	247,720.14	(1,279.86)	4.500	1.73	673	0.08%			
10374	898812AB8	TUSFCU	4.950	08/08/2028	Tucson FCU	08/01/2023	08/08/2023	248,000.00	248,000.00	248,677.04	677.04	4.950	1.73	677	0.08%			
10372	32026UW51	FRSTFD	4.450	08/09/2028	First Foundation Bank	07/31/2023	08/09/2023	244,000.00	244,000.00	242,372.52	(1,627.48)	4.450	1.76	678	0.08%			
10373	52171MAL9	LEADCU	5.000	08/30/2028	Leaders Credit Union	08/01/2023	08/30/2023	248,000.00	248,000.00	248,850.64	850.64	5.000	1.79	699	0.08%			
10382	00782JAC6	ADVICU	5.000	09/27/2028	Advia Credit Union	09/15/2023	09/27/2023	248,000.00	248,000.00	248,714.24	714.24	5.000	1.86	727	0.08%			
10381	291916AB0	EMPFCU	5.100	09/29/2028	Empower Federal Credit Union	09/14/2023	09/29/2023	248,000.00	248,000.00	249,178.00	1,178.00	5.100	1.86	729	0.08%			
10384	90352RDF9	USAFCU	5.100	09/29/2028	US Alliance FCU	09/20/2023	09/29/2023	248,000.00	248,000.00	249,178.00	1,178.00	5.100	1.86	729	0.08%			
10385	40135GAA6	GUARCU	5.100	09/29/2028	Guardian Credit Union	09/20/2023	09/29/2023	248,000.00	248,000.00	249,178.00	1,178.00	5.100	1.86	729	0.08%			
10387	756558AC6	REDFCU	5.100	10/13/2028	Red Crown FCU	10/02/2023	10/13/2023	248,000.00	248,000.00	249,185.44	1,185.44	5.100	1.89	743	0.08%			
10389	913065AB4	UTDTEL	5.000	10/16/2028	United Teletech FCU	10/04/2023	10/16/2023	248,000.00	248,000.00	248,706.80	706.80	5.000	1.90	746	0.08%			
10392	98138MCA6	WORKCU	5.200	10/30/2028	Workers FCU	10/19/2023	10/30/2023	248,000.00	248,000.00	249,716.16	1,716.16	5.200	1.94	760	0.08%			
10394	33651MAK0	FRTSBK	5.000	10/30/2028	First State Bank	10/23/2023	10/31/2023	248,000.00	248,000.00	248,706.80	706.80	5.000	1.94	760	0.08%			
10393	69068AAC5	OWESBK	5.000	10/31/2028	Owen County State Bank	10/19/2023	10/31/2023	248,000.00	248,000.00	248,706.80	706.80	5.000	1.94	761	0.08%			
10395	949764HE7	WFC	5.050	10/31/2028	Wells Fargo	10/23/2023	10/31/2023	248,000.00	248,000.00	248,949.84	949.84	5.050	1.94	761	0.08%			
10396	92023CAJ2	VLLSTR	5.200	11/08/2028	Valleystar Credit Union	10/30/2023	11/08/2023	248,000.00	248,000.00	249,696.32	1,696.32	5.200	1.95	769	0.08%			
10398	20347MAX9	COBTTX	5.050	11/10/2028	Community B&T	11/01/2023	11/10/2023	243,000.00	243,000.00	243,777.60	777.60	5.050	1.95	771	0.08%			
10397	68405VBN8	OPTUMB	5.000	11/15/2028	Optum bank	10/31/2023	11/15/2023	243,000.00	243,000.00	243,537.03	537.03	5.000	1.96	776	0.08%			
10399	42728MAC8	HERICO	5.250	11/15/2028	Heritage Community CU	11/01/2023	11/15/2023	248,000.00	248,000.00	249,954.24	1,954.24	5.250	1.97	776	0.08%			
10400	21056RAB5	CONFCU	5.000	11/16/2028	Consumers FCU	11/06/2023	11/16/2023	248,000.00	248,000.00	248,704.32	704.32	5.000	1.98	777	0.08%			
10401	89788RAB7	TRUGCU	5.000	11/30/2028	Trugrocer FCU	11/22/2023	11/30/2023	248,000.00	248,000.00	248,704.32	704.32	5.000	2.01	791	0.08%			
10402	77357DAB4	ROCKLA	5.000	11/30/2028	Rockland FCU	11/24/2023	11/30/2023	248,000.00	248,000.00	248,704.32	704.32	5.000	2.01	791	0.08%			
10408	61768ET29	MS	4.350	03/06/2029	Morgan Stanley	02/28/2024	03/06/2024	244,000.00	244,000.00	241,025.64	(2,974.36)	4.350	2.28	887	0.08%	P-1	A-1	F1+
10411	146102AP3	CARE	4.300	03/20/2029	Carter B&T	03/08/2024	03/20/2024	249,000.00	249,000.00	245,626.05	(3,373.95)	4.300	2.29	901	0.08%			
10428	78413RAV9	RIZFCU	4.700	06/20/2029	Rize Federal Credit Union	06/07/2024	06/20/2024	249,000.00	249,000.00	247,730.10	(1,269.90)	4.700	2.50	993	0.08%			
10431	02157RAA5	ALAFCU	4.450	07/19/2029	Altaone FCU	07/09/2024	07/19/2024	249,000.00	249,000.00	246,049.35	(2,950.65)	4.450	2.57	1,022	0.08%			
10433	29669XAX6	ESSFCU	4.350	07/30/2029	Essential Credit Union	07/22/2024	07/30/2024	249,000.00	249,000.00	245,329.74	(3,670.26)	4.350	2.61	1,033	0.08%			
10440	90355GQY5	UBS	3.750	09/11/2029	UBS	09/06/2024	09/11/2024	249,000.00	249,000.00	241,044.45	(7,955.55)	3.750	2.73	1,076	0.08%			
10441	06251FAM1	HAPOAL	3.800	09/18/2029	Bank Hapoalim BM/NY	09/09/2024	09/18/2024	245,000.00	245,000.00	237,488.30	(7,511.70)	3.800	2.77	1,083	0.08%			
10443	88241TSX9	BKCROW	3.650	09/20/2029	Texas Exchange Bank	09/10/2024	09/20/2024	249,000.00	249,000.00	240,285.00	(8,715.00)	3.650	2.76	1,085	0.08%			
10442	15118RR33	CELTIC	3.650	09/26/2029	Celtic Bank	09/10/2024	09/26/2024	249,000.00	249,000.00	240,230.22	(8,769.78)	3.650	2.77	1,091	0.08%			
					Negotiable CDs			24,265,000.00	24,265,000.00	24,220,621.58	(44,378.42)				7.96%			
10257	91282CDG3	T	1.125	10/31/2026	U.S. Treasury Note	06/06/2022	06/07/2022	1,000,000.00	998,560.50	997,490.00	(1,070.50)	3.010	0.08	30	0.33%	Aa1	AA+	AA+
10256	912828U24	T	2.000	11/15/2026	U.S. Treasury Note	06/06/2022	06/07/2022	1,000,000.00	998,842.57	997,170.00	(1,672.57)	3.011	0.12	45	0.33%	Aa1	AA+	AA+
10503	912797WN3	B	0.000	01/05/2027	U.S. Treasury Bill	09/09/2026	09/10/2026	2,000,000.00	1,979,481.71	1,978,440.00	(1,041.71)	3.950	0.26	96	0.65%	P-1	A-1+	F1+
10260	912828Z78	T	1.500	01/31/2027	U.S. Treasury Note	06/13/2022	06/14/2022	2,000,000.00	1,988,238.03	1,981,800.00	(6,438.03)	3.420	0.33	122	0.65%	Aa1	AA+	AA+
10485	912828V98	T	2.250	02/15/2027	U.S. Treasury Note	01/05/2026	01/06/2026	5,000,000.00	4,977,898.70	4,963,250.00	(14,648.70)	3.460	0.37	137	1.63%	Aa1	AA+	AA+
10251	912828ZB9	T	1.125	02/28/2027	U.S. Treasury Note	04/29/2022	05/02/2022	1,000,000.00	993,166.83	987,180.00	(5,986.83)	2.920	0.40	150	0.33%	Aa1	AA+	AA+
10264	912828ZN3	T	0.500	04/30/2027	U.S. Treasury Note	06/13/2022	06/14/2022	1,000,000.00	984,575.40	978,050.00	(6,525.40)	3.421	0.57	211	0.32%	Aa1	AA+	AA+
10258	912828ZS2	T	0.500	05/31/2027	U.S. Treasury Note	06/06/2022	06/07/2022	2,000,000.00	1,969,203.29	1,949,020.00	(20,183.29)	3.020	0.65	242	0.65%	Aa1	AA+	AA+
10301	91282CEW7	T	3.250	06/30/2027	U.S. Treasury Note	01/13/2023	01/17/2023	5,000,000.00	4,988,034.62	4,955,500.00	(32,534.62)	3.600	0.72	272	1.64%	Aa1	AA+	AA+
10304	91282CEW7	T	3.250	06/30/2027	U.S. Treasury Note	01/26/2023	01/27/2023	2,500,000.00	2,493,322.37	2,477,750.00	(15,572.37)	3.641	0.72	272	0.82%	Aa1	AA+	AA+
10306	91282CEW7	T	3.250	06/30/2027	U.S. Treasury Note	02/14/2023	02/16/2023	10,000,000.00	9,943,777.43	9,911,000.00	(32,777.43)	4.081	0.72	272	3.26%	Aa1	AA+	AA+
10353	91282CEW7	T	3.250	06/30/2027	U.S. Treasury Note	06/22/2023	06/28/2023	5,000,000.00	4,968,735.05	4,955,500.00	(13,235.05)	4.170	0.72	272	1.63%	Aa1	AA+	AA+
10467	91282CKZ3	T	4.375	07/15/2027	U.S. Treasury Note	04/11/2025	04/14/2025	5,000,000.00	5,015,758.81	4,995,000.00	(20,758.81)	3.950	0.76	287	1.65%	Aa1	AA+	AA+

Accounting ID	CUSIP	Ticker	Coupon	Maturity Date	Short Description	Trade Date	Settlement Date	Par Value	Book Value	Market Value	Gain/Loss	Book Yield	Effective Duration	Days to Maturity	(%) of Portfolio	Moodys Rating	S&P Rating	Fitch Rating
10280	91282CFB2	T	2.750	07/31/2027	U.S. Treasury Note	09/13/2022	09/14/2022	2,000,000.00	1,987,452.98	1,970,900.00	(16,552.98)	3.580	0.81	303	0.65%	Aa1	AA+	AA+
10424	91282CGH8	T	3.500	01/31/2028	U.S. Treasury Note	05/30/2024	06/03/2024	1,500,000.00	1,479,212.24	1,475,970.00	(3,242.24)	4.641	1.28	487	0.49%	Aa1	AA+	AA+
10486	9128283W8	T	2.750	02/15/2028	U.S. Treasury Note	01/05/2026	01/06/2026	5,000,000.00	4,954,159.90	4,867,600.00	(86,559.90)	3.446	1.33	502	1.63%	Aa1	AA+	AA+
10425	91282CBP5	T	1.125	02/29/2028	U.S. Treasury Note	05/30/2024	06/03/2024	1,500,000.00	1,432,448.53	1,425,990.00	(6,458.53)	4.631	1.38	516	0.47%	Aa1	AA+	AA+
10505	91282CNH0	T	3.875	06/15/2028	U.S. Treasury Note	09/09/2026	09/10/2026	4,000,000.00	3,966,334.78	3,937,360.00	(28,974.78)	4.390	1.62	623	1.30%	Aa1	AA+	AA+
10357	91282CHK0	T	4.000	06/30/2028	U.S. Treasury Note	07/06/2023	07/10/2023	5,000,000.00	4,973,843.69	4,930,650.00	(43,193.69)	4.336	1.65	638	1.63%	Aa1	AA+	AA+
10391	91282CCR0	T	1.000	07/31/2028	U.S. Treasury Note	10/18/2023	10/20/2023	3,000,000.00	2,808,628.79	2,799,390.00	(9,238.79)	4.954	1.78	669	0.92%	Aa1	AA+	AA+
10468	91282CCR0	T	1.000	07/31/2028	U.S. Treasury Note	04/11/2024	04/14/2025	5,000,000.00	4,746,249.13	4,665,650.00	(80,599.13)	3.982	1.78	669	1.56%	Aa1	AA+	AA+
10426	91282CDW8	T	1.750	01/31/2029	U.S. Treasury Note	05/30/2024	06/03/2024	1,500,000.00	1,411,954.55	1,396,170.00	(15,784.55)	4.570	2.24	853	0.46%	Aa1	AA+	AA+
10465	91282CJW2	T	4.000	01/31/2029	U.S. Treasury Note	04/11/2025	04/14/2025	2,000,000.00	1,998,225.17	1,959,300.00	(38,925.17)	4.040	2.19	853	0.66%	Aa1	AA+	AA+
10427	91282CEB3	T	1.875	02/28/2029	U.S. Treasury Note	05/30/2024	06/03/2024	1,500,000.00	1,413,278.95	1,396,590.00	(16,688.95)	4.566	2.32	881	0.46%	Aa1	AA+	AA+
10439	91282CEV9	T	3.250	06/30/2029	U.S. Treasury Note	09/05/2024	09/06/2024	5,000,000.00	4,959,884.28	4,781,650.00	(178,234.28)	3.570	2.57	1,003	1.63%	Aa1	AA+	AA+
10449	91282CEV9	T	3.250	06/30/2029	U.S. Treasury Note	12/13/2024	12/16/2024	4,000,000.00	3,900,407.44	3,825,320.00	(75,087.44)	4.255	2.57	1,003	1.28%	Aa1	AA+	AA+
10450	91282CEV9	T	3.250	06/30/2029	U.S. Treasury Note	12/13/2024	12/16/2024	4,000,000.00	3,900,502.04	3,825,320.00	(75,182.04)	4.254	2.57	1,003	1.28%	Aa1	AA+	AA+
10451	91282CEV9	T	3.250	06/30/2029	U.S. Treasury Note	12/13/2024	12/16/2024	4,000,000.00	3,900,244.78	3,825,320.00	(74,924.78)	4.257	2.57	1,003	1.28%	Aa1	AA+	AA+
10452	91282CEV9	T	3.250	06/30/2029	U.S. Treasury Note	12/13/2024	12/16/2024	4,000,000.00	3,901,447.85	3,825,320.00	(76,127.85)	4.245	2.57	1,003	1.28%	Aa1	AA+	AA+
10466	91282CEV9	T	3.250	06/30/2029	U.S. Treasury Note	04/11/2025	04/14/2025	3,000,000.00	2,938,018.12	2,868,990.00	(69,028.12)	4.075	2.57	1,003	0.96%	Aa1	AA+	AA+
10492	91282CLK5	T	3.625	08/31/2029	U.S. Treasury Note	03/20/2026	03/23/2026	4,000,000.00	3,968,073.76	3,853,920.00	(114,153.76)	3.920	2.72	1,065	1.30%	Aa1	AA+	AA+
10463	91282CGQ8	T	4.000	02/28/2030	U.S. Treasury Note	04/11/2025	04/14/2025	5,000,000.00	4,981,416.69	4,842,950.00	(138,466.69)	4.120	3.14	1,246	1.63%	Aa1	AA+	AA+
10497	91282CKU4	T	4.625	05/31/2031	U.S. Treasury Note	06/01/2026	06/02/2026	5,000,000.00	5,091,706.46	4,906,650.00	(185,056.46)	4.185	4.09	1,703	1.67%	Aa1	AA+	AA+
					U.S. Treasuries			112,500,000.00	111,013,085.43	109,508,160.00	(1,504,925.43)				36.43%			
10321	3133EMQW5	FFCB	0.780	02/16/2027	Federal Farm Credit Bank	05/05/2023	05/08/2023	1,500,000.00	1,483,920.78	1,480,005.00	(3,915.78)	3.880	0.37	138	0.49%	Aa1	AA+	AA+
10151	3133ENVD9	FFCB	2.875	04/26/2027	Federal Farm Credit Bank	04/21/2022	04/26/2022	1,000,000.00	999,238.88	991,460.00	(7,778.88)	3.020	0.55	207	0.33%	Aa1	AA+	AA+
10504	313384GT0	FHDN	0.000	06/11/2027	Federal Home Loan Bank Disco	09/09/2026	09/10/2026	6,000,000.00	5,833,230.83	5,820,300.00	(12,930.83)	4.106	0.68	253	1.91%	P-1	A-1+	
10326	3130ATS57	FHLB	4.500	03/10/2028	Federal Home Loan Bank	05/15/2023	05/16/2023	2,000,000.00	2,024,032.63	1,991,060.00	(32,972.63)	3.584	1.38	526	0.66%	Aa1	AA+	
10327	3130AVVX7	FHLB	3.750	06/09/2028	Federal Home Loan Bank	05/15/2023	06/09/2023	5,000,000.00	5,009,846.22	4,917,300.00	(92,546.22)	3.620	1.60	617	1.64%	Aa1	AA+	
10354	3130AWC24	FHLB	4.000	06/09/2028	Federal Home Loan Bank	06/22/2023	06/28/2023	5,000,000.00	4,993,872.21	4,933,000.00	(60,872.21)	4.080	1.60	617	1.64%	Aa1	AA+	
10420	3130B14L8	FHLB	5.040	04/23/2029	Federal Home Loan Bank	04/23/2024	04/25/2024	2,000,000.00	2,000,000.00	1,976,980.00	(23,020.00)	5.040	1.91	935	0.66%	Aa1	AA+	
10432	3133ERKX8	FFCB	4.250	07/12/2029	Federal Farm Credit Bank	07/16/2024	07/17/2024	5,000,000.00	5,016,166.57	4,904,200.00	(111,966.57)	4.120	2.57	1,015	1.65%	Aa1	AA+	AA+
10456	3130B4P70	FHLB	4.600	01/10/2030	Federal Home Loan Bank	01/17/2025	01/22/2025	2,000,000.00	2,000,000.00	1,965,000.00	(35,000.00)	4.600	2.55	1,197	0.66%	Aa1	AA+	
10464	3133ETBF3	FFCB	4.000	04/01/2030	Federal Farm Credit Bank	04/11/2025	04/15/2025	6,000,000.00	5,962,377.56	5,808,300.00	(154,077.56)	4.200	3.16	1,278	1.96%	Aa1	AA+	AA+
10506	3130AWMP2	FHLB	4.375	06/14/2030	Federal Home Loan Bank	09/09/2026	09/10/2026	4,000,000.00	3,975,387.74	3,910,960.00	(64,427.74)	4.556	3.34	1,352	1.30%	Aa1	AA+	
10507	3136GDR54	FNMA	4.920	06/18/2031	Fannie Mae	09/09/2026	09/18/2026	6,000,000.00	6,000,000.00	5,928,840.00	(71,160.00)	4.920	2.71	1,721	1.97%	Aa1	AA+	AA+
					U.S. Agencies			45,500,000.00	45,298,073.42	44,627,405.00	(670,668.42)				14.87%			
10235	46625HRV4	JPM	2.950	10/01/2026	JP Morgan Chase	11/01/2021	11/03/2021	300,000.00	300,000.00	300,000.00	0.00	2.950	0.00	0	0.10%	A1	A	AA-
10237	025816CM9	AXP	1.650	10/05/2026	American Express Bank, FSB	12/20/2021	12/23/2021	300,000.00	300,014.76	299,892.00	(122.76)	1.593	0.01	4	0.10%	A2	A-	A
10238	025816CM9	AXP	1.650	10/05/2026	American Express Bank, FSB	11/22/2021	11/24/2021	525,000.00	524,953.18	524,811.00	(142.18)	1.752	0.01	4	0.17%	A2	A-	A
10236	291011BP8	EMR	0.875	10/15/2026	Emerson Electric	12/20/2021	12/23/2021	477,000.00	476,898.36	476,351.28	(547.08)	1.444	0.04	14	0.16%	A2	A	
10287	172967KY6	C	3.200	10/21/2026	Citigroup/Citibank NA	09/02/2022	09/07/2022	500,000.00	499,670.55	499,615.00	(55.55)	4.512	0.06	20	0.16%	A3	BBB+	A
10481	48125LRU8	JPM	5.110	12/08/2026	JP Morgan Chase	09/23/2025	09/24/2025	1,250,000.00	1,251,578.68	1,250,812.50	(766.18)	3.840	0.11	68	0.41%	Aa2	AA-	AA
10403	94988J6F9	WFC	5.254	12/11/2026	Wells Fargo	12/04/2023	12/11/2023	1,000,000.00	1,000,000.00	1,000,940.00	940.00	5.254	0.11	71	0.33%	Aa2	A+	AA-
10239	14913R2U0	CAT	1.700	01/08/2027	Caterpillar Financial Svcs	01/10/2022	01/12/2022	400,000.00	399,854.39	397,168.00	(2,686.39)	1.842	0.27	99	0.13%	A1	A	A+
10240	24422EWA3	DE	1.700	01/11/2027	John Deere Capital	01/11/2022	01/13/2022	625,000.00	624,803.95	619,731.25	(5,072.70)	1.819	0.28	102	0.21%	A1	A	A+
10241	87612EBM7	TGT	1.950	01/15/2027	Target	01/19/2022	01/24/2022	90,000.00	89,991.12	89,323.20	(667.92)	1.986	0.29	106	0.03%	A2	A	A
10242	87612EBM7	TGT	1.950	01/15/2027	Target	01/21/2022	01/25/2022	200,000.00	200,025.45	198,496.00	(1,529.45)	1.903	0.29	106	0.07%	A2	A	A
10243	06406RBA4	BK	2.050	01/26/2027	Bank of NY	01/26/2022	01/28/2022	250,000.00	250,019.35	247,970.00	(2,049.35)	2.024	0.32	117	0.08%	Aa3	A	AA-
10244	459200KM2	IBM	2.200	02/09/2027	IBM	03/10/2022	03/14/2022	150,000.00	149,761.01	148,669.50	(1,091.51)	2.681	0.35	131	0.05%	A3	A-	A-
10412	17275RBQ4	CSCO	4.800	02/26/2027	Cisco	03/08/2024	03/12/2024	750,000.00	750,654.14	750,435.00	(219.14)	4.560	0.37	148	0.25%	A1	AA-	
10245	438516CE4	HON	1.100	03/01/2027	Honeywell	03/01/2022	03/03/2022	500,000.00	498,051.17	492,670.00	(5,381.17)	2.090	0.41	151	0.16%	A2	A	A
10246	808513BY0	SCHW	2.450	03/03/2027	Charles Schwab & Co	04/21/2022	04/25/2022	1,200,000.00	1,194,092.87	1,189,716.00	(4,376.87)	3.735	0.41	153	0.39%	A2	A-	A
10290	654106AJ2	NKE	2.750	03/27/2027	Nike	09/30/2022	10/04/2022	250,000.00	247,917.84	247,832.50	(85.34)	4.657	0.48	177	0.08%	A2	A+	
10177	023135CF1	AMZN	3.300	04/13/2027	Amazon.com	04/21/2022	04/25/2022	600,000.00	599,541.26	596,190.00	(3,351.26)	3.457	0.51	194	0.20%	A1	AA	AA-
10176	437076CN0	HD	2.875	04/15/2027	Home Depot	04/21/2022	04/25/2022	1,000,000.00	996,732.35	990,560.00	(6,172.35)	3.541	0.52	196	0.33%	A2	A	A

Accounting ID	CUSIP	Ticker	Coupon	Maturity Date	Short Description	Trade Date	Settlement Date	Par Value	Book Value	Market Value	Gain/Loss	Book Yield	Effective Duration	Days to Maturity	(%) of Portfolio	Moodys Rating	S&P Rating	Fitch Rating
10267	665859AW4	NTRS	4.000	05/10/2027	Northern Trust	05/10/2022	05/12/2022	500,000.00	500,588.30	498,260.00	(2,328.30)	3.783	0.57	221	0.16%	A2	A+	A+
10269	665859AW4	NTRS	4.000	05/10/2027	Northern Trust	05/12/2022	05/16/2022	500,000.00	500,866.72	498,260.00	(2,606.72)	3.681	0.57	221	0.16%	A2	A+	A+
10422	14913UAL4	CAT	5.000	05/14/2027	Caterpillar Financial Svcs	05/17/2024	05/21/2024	725,000.00	725,262.18	726,363.00	1,100.82	4.936	0.59	225	0.24%	A1	A	A+
10274	63254ABE7	NAB	3.905	06/09/2027	National Australia Bank/NY	06/09/2022	06/13/2022	375,000.00	374,551.05	372,967.50	(1,583.55)	4.099	0.66	251	0.12%	Aa2	AA-	
10493	00138CBB3	CRBG	4.650	08/20/2027	Corebridge Global Funding	04/13/2026	04/14/2026	1,253,000.00	1,255,697.61	1,249,667.02	(6,030.59)	4.393	0.85	323	0.41%	A2	A+	
10438	74153WCU1	PRU	4.400	08/27/2027	Prudential/Pricoa Glbl Fnd 1	08/23/2024	08/27/2024	1,000,000.00	1,000,890.46	996,680.00	(4,210.46)	4.294	0.87	330	0.33%	Aa3	AA-	AA-
10309	59217GCK3	MET	3.000	09/19/2027	MetLife	03/02/2023	03/06/2023	1,000,000.00	980,283.55	982,880.00	2,596.45	5.322	0.94	353	0.32%	Aa3	AA-	AA-
10319	91324PDE9	UNH	2.950	10/15/2027	United Health	04/06/2023	04/11/2023	750,000.00	742,284.52	735,495.00	(6,789.52)	4.043	0.99	379	0.24%	A2	A+	A
10386	637639AH8	NSCCLF	5.100	11/21/2027	National Securities Clearing	09/26/2023	09/28/2023	1,020,000.00	1,015,711.56	1,021,326.00	5,614.44	5.516	1.05	416	0.33%	Aa1	AA	
10314	64952WEY5	NYLIFE	4.850	01/09/2028	New York Life	03/14/2023	03/16/2023	900,000.00	901,384.31	896,733.00	(4,651.31)	4.712	1.21	465	0.30%	Aa1	AA+	AAA
10418	89236TKQ7	TOYOTA	4.625	01/12/2028	Toyota Motor Credit	04/17/2024	04/19/2024	1,000,000.00	993,907.11	995,810.00	1,902.89	5.152	1.22	468	0.33%	A1	A+	A+
10313	57636QAW4	MA	4.875	03/09/2028	Mastercard	03/06/2023	03/09/2023	500,000.00	499,860.43	499,265.00	(595.43)	4.897	1.35	525	0.16%	Aa3	A+	
10482	57629TBW6	MASSMU	4.450	03/27/2028	Mass Mutual Global Funding	11/03/2025	11/04/2025	1,236,000.00	1,243,707.37	1,225,308.60	(18,398.77)	4.005	1.42	543	0.41%	Aa3	AA+	AA+
10325	571676AT2	MARS	4.550	04/20/2028	Mars Inc	05/11/2023	05/15/2023	1,000,000.00	1,005,328.61	991,590.00	(13,738.61)	4.161	1.44	567	0.33%	A2	A	
10339	30303M8L9	META	4.600	05/15/2028	Meta Platforms	06/07/2023	06/09/2023	845,000.00	843,035.53	839,896.20	(3,139.33)	4.761	1.51	592	0.28%	Aa3	AA-	
10336	637639AK1	NSCCLF	5.000	05/30/2028	National Securities Clearing	05/22/2023	05/30/2023	700,000.00	699,368.72	698,754.00	(614.72)	5.062	1.54	607	0.23%	Aa1	AA	
10378	64952WFD0	NYLIFE	4.900	06/13/2028	New York Life	08/11/2023	08/15/2023	1,000,000.00	995,175.83	994,480.00	(695.83)	5.223	1.59	621	0.33%	Aa1	AA+	AAA
10367	24422EXB0	DE	4.950	07/14/2028	John Deere Capital	07/11/2023	07/14/2023	500,000.00	499,733.87	498,845.00	(888.87)	4.984	1.68	652	0.16%	A1	A	A+
10406	24422EXB0	DE	4.950	07/14/2028	John Deere Capital	02/13/2024	02/15/2024	1,000,000.00	1,003,107.77	997,690.00	(5,417.77)	4.754	1.68	652	0.33%	A1	A	A+
10377	69371RS64	PCAR	4.950	08/10/2028	Paccar Financial Corp	08/11/2023	08/15/2023	1,000,000.00	999,932.91	997,950.00	(1,982.91)	4.954	1.75	679	0.33%	A1	A+	
10383	904764BS5	UNANA	4.875	09/08/2028	Unilever	09/19/2023	09/22/2023	1,000,000.00	996,468.17	996,220.00	(248.17)	5.083	1.81	708	0.33%	A1	A+	A
10417	58933YBD6	MRK	1.900	12/10/2028	Merck	04/17/2024	04/19/2024	857,000.00	805,196.49	800,369.44	(4,827.05)	5.026	2.10	801	0.26%	Aa3	A+	NR
10404	89236TLL7	TOYOTA	4.650	01/05/2029	Toyota Motor Credit	01/17/2024	01/19/2024	1,000,000.00	999,913.40	986,610.00	(13,303.40)	4.654	2.10	827	0.33%	A1	A+	A+
10410	6944PL2Z1	PACLIF	4.900	01/11/2029	Pacific Life II	01/11/2024	01/16/2024	1,500,000.00	1,501,343.06	1,483,605.00	(17,738.06)	4.855	2.11	833	0.49%	Aa3	AA-	AA-
10409	17275RBR2	CSCO	4.850	02/26/2029	Cisco	02/28/2024	02/29/2024	1,000,000.00	1,000,293.63	992,070.00	(8,223.63)	4.836	2.22	879	0.33%	A1	AA-	
10415	58989V2H6	MET	5.250	04/12/2029	MetLife	04/08/2024	04/12/2024	1,000,000.00	998,967.53	994,480.00	(4,487.53)	5.297	2.29	924	0.33%	Aa3	AA-	AA-
10434	713448EL8	PEP	2.625	07/29/2029	Pepsi	07/29/2024	07/30/2024	1,000,000.00	953,808.04	933,150.00	(20,658.04)	4.466	2.66	1,032	0.31%	A1	A+	NR
10437	30303M8S4	META	4.300	08/15/2029	Meta Platforms	08/19/2024	08/21/2024	1,000,000.00	1,003,037.45	976,880.00	(26,157.45)	4.180	2.65	1,049	0.33%	Aa3	AA-	
10444	69371RT48	PCAR	4.000	09/26/2029	Paccar Financial Corp	10/02/2024	10/03/2024	750,000.00	748,749.93	724,927.50	(23,822.43)	4.062	2.78	1,091	0.25%	A1	A+	
10458	857449AE2	STT	4.782	11/23/2029	State Street	02/19/2025	02/20/2025	1,000,000.00	1,002,101.44	983,710.00	(18,391.44)	4.705	2.84	1,149	0.33%	Aa2	AA-	AA
10462	713448GB8	PEP	4.600	02/07/2030	Pepsi	03/18/2025	03/19/2025	1,000,000.00	1,003,978.84	978,940.00	(25,038.84)	4.464	3.04	1,225	0.33%	A1	A+	
10470	194162AT0	CL	4.200	05/01/2030	Colgate-Palmolive	05/02/2025	05/05/2025	925,000.00	922,780.93	898,276.75	(24,504.18)	4.275	3.21	1,308	0.30%	Aa3	A+	
10471	166764BY5	CVX	2.236	05/11/2030	Chevron	05/07/2025	05/13/2025	1,250,000.00	1,162,785.04	1,122,050.00	(40,735.04)	4.410	3.37	1,318	0.38%	Aa2	AA-	
10472	17325FBP2	C	4.914	05/29/2030	Citigroup/Citibank NA	05/22/2025	05/29/2025	1,250,000.00	1,252,865.25	1,224,287.50	(28,577.75)	4.842	3.24	1,336	0.41%		A+	
10489	037833ED8	AAPL	1.650	02/08/2031	Apple	02/23/2026	02/24/2026	375,000.00	342,881.55	323,568.75	(19,312.80)	3.829	4.11	1,591	0.11%	Aaa	AA+	
10488	02079KBK2	GOOGL	4.100	02/15/2031	Alphabet	02/20/2026	02/23/2026	1,200,000.00	1,202,365.95	1,136,496.00	(65,869.95)	4.049	3.92	1,598	0.39%	Aa2	AA+	
10490	023135DD5	AMZN	4.250	03/13/2031	Amazon.com	03/10/2026	03/13/2026	1,000,000.00	1,000,756.50	947,590.00	(53,166.50)	4.231	3.97	1,624	0.33%	A1	AA	AA-
10494	74368CCE2	PROTLI	4.827	04/14/2031	Protective Life GF	04/21/2026	04/22/2026	1,500,000.00	1,506,465.48	1,439,175.00	(67,290.48)	4.719	3.92	1,656	0.49%	Aa3	AA-	AA-
10496	74153WDB2	PRU	5.000	05/27/2031	Prudential/Pricoa Glbl Fnd 1	05/28/2026	05/29/2026	1,500,000.00	1,513,408.93	1,455,705.00	(57,703.93)	4.782	4.03	1,699	0.50%	Aa3	AA-	AA-
10498	67066GAR5	NVDA	4.500	06/15/2031	Nvidia	06/22/2026	06/23/2026	1,400,000.00	1,391,794.69	1,338,764.00	(53,030.69)	4.641	4.11	1,718	0.46%	Aa1	AA	
					Corporates			48,678,000.00	48,445,201.13	47,776,278.49	(668,922.64)				15.90%			
10499	TTRAN2027	TTRAN	4.000	06/30/2027	Tehama Tran	07/01/2026	07/01/2026	24,000,000.00	24,000,000.00	24,000,000.00	0.00	4.000	0.74	272	7.88%			
					Municipals			24,000,000.00	24,000,000.00	24,000,000.00					7.88%			
10419	3140NURK7	FN	4.650	02/01/2029	Fannie Mae Pool	04/17/2024	04/22/2024	1,000,000.00	993,312.84	985,950.00	(7,362.84)	5.019	2.22	854	0.33%	Aa1	AA+	AAA
10413	3140NUUA5	FN	4.520	03/01/2029	Fannie Mae Pool	03/26/2024	03/28/2024	1,000,000.00	997,855.06	983,940.00	(13,915.06)	4.661	2.29	882	0.33%	Aa1	AA+	AAA
10423	3140NU4W6	FN	4.700	05/01/2029	Fannie Mae Pool	05/20/2024	05/23/2024	800,000.00	797,762.07	788,472.00	(9,290.07)	4.867	2.41	943	0.26%	Aa1	AA+	AAA
10480	3132XKXL6	FR	4.600	12/01/2029	Freddie Mac Pool	09/04/2025	09/09/2025	1,500,000.00	1,515,894.47	1,471,230.00	(44,664.47)	4.261	2.92	1,157	0.50%	Aa1	AA+	AAA
10460	3137HKPF5	FHMS	4.430	02/25/2030	Freddie Mac Multifamily	03/11/2025	03/20/2025	1,000,000.00	999,992.41	972,400.00	(27,592.41)	4.403	3.06	1,243	0.33%	Aa1	AA+	AAA
10478	3136BBN73	FNA	1.270	07/25/2030	Fannie Mae-Aces	08/12/2025	08/15/2025	1,500,000.00	1,355,628.69	1,302,135.00	(53,493.69)	4.158	3.40	1,393	0.44%	Aa1	AA+	AAA
10487	3132XF4T2	FR	4.120	08/01/2030	Freddie Mac Pool	01/23/2026	01/28/2026	1,250,000.00	1,246,262.25	1,195,900.00	(50,362.25)	4.233	3.52	1,400	0.41%	Aa1	AA+	AAA
10491	3140Q0F98	FN	4.720	08/01/2030	Fannie Mae Pool	03/19/2026	03/24/2026	1,250,000.00	1,271,998.74	1,221,712.50	(50,286.24)	4.254	3.48	1,400	0.42%	Aa1	AA+	AAA
10484	3140Q1C57	FN	4.110	11/01/2030	Fannie Mae Pool	12/08/2025	12/11/2025	1,250,000.00	1,248,164.43	1,191,237.50	(56,926.93)	4.184	3.73	1,492	0.41%	Aa1	AA+	AAA
10483	3137HNWV6	FHMS	4.165	11/25/2030	Freddie Mac Multifamily	11/25/2025	12/05/2025	1,250,000.00	1,259,207.09	1,196,600.00	(62,607.09)	3.937	3.68	1,516	0.41%	Aa1	AA+	AAA

Accounting ID	CUSIP	Ticker	Coupon	Maturity Date	Short Description	Trade Date	Settlement Date	Par Value	Book Value	Market Value	Gain/Loss	Book Yield	Effective Duration	Days to Maturity	(%) of Portfolio	Moodys Rating	S&P Rating	Fitch Rating
10502	3138L2CY1	FN	3.290	12/01/2032	Fannie Mae Pool	09/02/2026	09/08/2026	214,277.27	197,474.04	193,588.80	(3,885.24)	5.030	4.71	2,253	0.06%	Aa1	AA+	AAA
10501	3142KDB70	FR	4.350	02/01/2033	Freddie Mac Pool	08/21/2026	08/26/2026	1,225,000.00	1,195,869.47	1,152,382.00	(43,487.47)	4.846	5.45	2,315	0.39%	Aa1	AA+	AAA
10500	3132XHCQ5	FR	4.400	04/01/2033	Freddie Mac Pool	08/21/2026	08/26/2026	1,500,000.00	1,464,214.54	1,412,850.00	(51,364.54)	4.889	5.54	2,374	0.48%	Aa1	AA+	AAA
10508	3137HK2C7	FHMS	4.660	12/25/2034	Freddie Mac Multifamily	09/14/2026	09/17/2026	350,000.00	337,304.11	329,059.50	(8,244.61)	5.217	6.60	3,007	0.11%	Aa1	AA+	AAA
					Commercial MBS			15,089,277.27	14,880,940.21	14,397,457.30	(483,482.91)				4.88%			
10430	05522RDH8	BACCT	4.980	11/15/2028	Bank of America CC	06/20/2024	06/21/2024	1,500,000.00	1,499,491.30	1,501,275.00	1,783.70	5.064	0.11	776	0.49%	Aaa		AAA
10436	43813YAC6	HAROT	4.570	03/21/2029	Honda Auto Receivables	08/09/2024	08/21/2024	305,466.12	305,440.24	305,346.99	(93.25)	4.621	0.56	902	0.10%	Aaa		AAA
10457	43814VAC1	HAROT	4.570	09/21/2029	Honda Auto Receivables	02/04/2025	02/11/2025	1,405,958.81	1,405,930.90	1,403,624.92	(2,305.98)	4.615	0.72	1,086	0.46%		AAA	AAA
10461	16144CAD8	CHAOT	5.480	11/26/2029	Chase Auto Owner Trust	03/18/2025	03/19/2025	750,000.00	762,851.38	753,555.00	(9,296.38)	4.472	1.35	1,152	0.25%	Aaa		AAA
10454	14319WAD8	CARMX	4.840	01/15/2030	CarMax Auto Receivables	01/14/2025	01/22/2025	849,996.16	849,901.30	849,800.66	(100.64)	4.898	0.80	1,202	0.28%		AAA	AAA
10474	05522RDK1	BACCT	4.310	05/15/2030	Bank of America CC	06/05/2025	06/12/2025	825,000.00	824,997.70	816,700.50	(8,297.20)	4.349	1.52	1,322	0.27%		AAA	AAA
10495	92970QAK1	WFCIT	4.080	04/15/2031	Wells Fargo CC Issuance	04/21/2026	04/27/2026	1,200,000.00	1,199,846.25	1,169,304.00	(30,542.25)	4.120	2.34	1,657	0.39%	Aaa		AAA
					Asset-Backed Securities			6,836,421.09	6,848,459.06	6,799,607.07	(48,851.99)				2.25%			
					Bond Holdings			276,868,698.36	274,750,759.26	271,329,529.44	(3,421,229.82)				90.16%			